

Abra-Zin!



*Make
Your
Own
Sugar
Scrubs!*

*Adventures
in the
Galapagos*

*Harvest Your Own
Potpourri with
Dena K. Miller*

*SWAGGY
New Film
On the Rise!*

Recipes, Spring Tips & More!

Spring, April 2014

Relaunch Issue!!

*The Best Kept Secret
ABOUT VENUS!
with Astrologer
Renee Francis*

**Celebrating
Arbor Day!**

**Rejuvenate
Your Mind
and Body!**

**Think
Happy
Thoughts!**

Issue No. 3

Table Of Contents

Credits	3
Letter From the Editor.....	4
Happy Thoughts Photo Collage.....	6
Happy Thoughts	7
Things for Spring	
Spring Reading (Editor's Book Review): Primavera.....	8
Celebrating Arbor Day by Justina Carubia.....	9
Wellness	
Work of Progress (A Poem of Self Love) by Kyan Bowman	10
Spring Cleaning For Your Body by Nicole Aguilar.....	11
Replenishing Recipes & Spring Tips by Jonathan Kertis	12
Invigorating Sugar Scrubs (That You Can Eat!) by Justina Carubia.....	13
Art	
Awakening Art by Albertus Joseph.....	14
A Heart to Heart About Art with Patti Stott.....	15
Mbaba Mwana Waresa by Ryan Wilson.....	16
Mashup Art by Jason Jackson.....	17
Rockstar Portrait's by Roy Carubia.....	18
Art From the Edge with Dennis Young.....	19
Poetry, Music, & Lyrics	
RIP Groundhog Day by Ryan Wilson	10
Transformational Poetry with Mimi Matthews	20
Blue Sky Dream (Karen Davis), Epona (Justina Carubia).....	21
Music Is My Hero & "Angels In the Dark" Lyrics (Hayley Timmons)	22-23
Film	
SWAGGY Interview with Vincent Carubia	24-25
Fashion	
Jack Jackrist of All Trades by Darius Conway	26-27
Travel	
Adventures in the Galapagos by Danielle Campanella.....	28-29
Home & Garden	
Garden Enchantments with Dena K. Miller	30
Beautiful Birdhouses by Justina Carubia	31
Astrology	
The Best Kept Secret About Venus by Renee Conway.....	32
Caption This!.....	33
Ads	34-35
Submission Guidelines.....	36

Credits

Justina Carubia: Editor in Chief
Graphic Design & Layout
Journalist
Talent Scout

Journalists & Interviewers: Justina Carubia
Renee Conway

Columnists/Journalists: Justina Carubia
Pages: 4,7,8,9,13,18,19,21,22,23,
24,25,31.
Nicole Aguilar- Page 11
Jonathan Kertis- 12
Renee Conway- 15,32

Artists Featured

Background Collages & Art

Julie Ehrmantraut- Page 2
Rosalina Boyagiev- Pages 3,8,12
Justina Carubia- Pages 6,7,9,21,31
Albertus Joseph- Page 14
Patti Stott- Page 15
Ryan Wilson- Page 16
Jason Jackson- Page 17
Roy Carubia- Page 18
Dennis Young- Page 19
Marta Vaneva Page 23

Photography

Editor Portrait- Avinash Patel, Page 4
Photo Collage- Justina Carubia, Page 6
Except 2nd Row Middle- Avinash Patel
Except Bottom Row Left- Renee Conway
Except Bottom Row Right- Christin Alessi
David Sala- Pages 10, 12, 37
Jonathan Kertis- Page 12
Justina Carubia- Pages 13, 31
Glenn Stott- Page 15
David Kitchner- Pages 24, 25
Except 24 Top Left by Fiona Chan
Except 25 Vincent Portrait by Lionfly
Jon Dean, Sammie Saxxon, Brian Parton- Pages 26, 27

Lyrics & Poetry

"Happy Thoughts"- Justina Carubia, Page 7
"Work of Progress"- Kyan Bowman, Page 10
"RIP GroundHog Day"- Ryan Wilson, Page 10
"Made It", "Flight", & "Windows"- Mimi Matthews, Page 20
"Blue Sky Dream"- Karen Davis, Page 21
"EPONA"- Justina Carubia, Page 21
"Angels In the Dark"- Hayley Timmons, Page 23

On the Cover



"Undine"
by Luisa "Rocktuete"
(Germany)

[View Online Portfolio](#)

[Like on FB!](#)

Noteable Spring 2014 Dates

April 1st - April Fool's Day
April 20th - Easter Sunday
April 22nd - Earth Day
April 25nd - Arbor Day
May 5th - Cinco de Mayo
May 11th - Mother's Day
May 26th - Memorial Day
June 15th - Father's Day

Share Your Thoughts!

Write to Abra-zine! and tell us what you think about this issue! Did you play any good April Fool's jokes on anyone? Send your messages to Jcarubia@gmail.com and tell us all about it! Include your name, age, location and your blurb could be featured in our next issue!

From The Editor

Hello My Loves!!



GUESS WHAT? We MADE IT! That's right... We survived the winter!! I am not quite sure about the rest of the world, but New Jersey has endured quite a harsh one this year! I think it snowed every few days! Winter can be the cruelest time of the year. It is hard on our skin, our emotions, our thoughts, our eating habits, and it's even hard on our vehicles. I have had my own personal battles with this winter, but it was a battle that I am proud to say, I have won and come out the other side like a beautiful butterfly. It wasn't all easy though!

Where should I start? Let's see... I developed eczema, barely had a paycheck due to weather conditions, and even had my car of 12 years completely die on me. That was after pouring too much money into fixing it 3 times this past winter. I think AAA and I were on a first name basis, and I eventually ran out of my yearly phone call limit for them to come bail me out every time my 98 VW Cabrio decided it wanted to have narcolepsy. Yea, that happened too frequently. I was worried that I wouldn't even be able to afford payments on a new car due to the lack of work the weather would allow me to get paid for, but eventually I just had no choice. I started to mentally and emotionally freak the F*CK OUT!

This caused me to start doing a lot of research online on how to make money doing things you love. Now let's not jump the gun here and assume that I started up this E-mag and started raking in the big bucks. That is not even the case! But it was something that I had started up a long time ago, and abandoned because I just lost faith in the ability to be able to live up to my commitment on a monthly basis.

Then I came across Wild Sister Magazine. I just stumbled across it one day, I found the link in the sidebar of one of the regular art blogs I visited. It caught my interest right away, and it really spoke to me. Upon joining the site, I was extremely inspired by what their CEO Jenn Saunders had done with the magazine. I saw how she was changing the lives of her subscribers in real time. It wasn't all just inflated testimonials for show, which is what I was a bit skeptical about, off the bat (I must admit). I was actually able to talk to her one on one and really get to know just how passionate she was about being a cheerleader for other aspiring artists just like myself. Not just in art, but in LIFE!

It not only encouraged me to keep going with my magazine, but encouraged me to rejuvenate who I was as a person. I wasn't happy. I was miserable. I felt STUCK. She taught me that SOMEONE out there, is going to care about what I have to share with the universe. I also learned with the courses included with her subscription, that if you SHARE what you want with the universe, things WILL come your way. Wild Sister was the only thing that kept me from the negativity and self loathing that I could have easily succumbed to this winter. It took me awhile to realize that a negative attitude only manifests more negativity in my life...

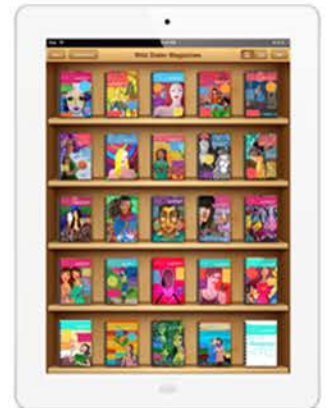
Rather than going to that dark place, Wild Sister helped me turn it around. I learned to let go of some things that were just doing me more harm than good. I got rid of my faulty car that was inflicting my bank account, crunched some numbers and was able to get a really great car for monthly payments I could actually afford. I tried a new diet, ate clean, cut out a lot of the crap I was shoveling into my face on a daily basis, just to make myself feel better about the things I had no control over. I started writing in a gratitude journal everyday, and did some challenges that really helped me see the beauty and potential in MYSELF. I wrote to the universe on post it notes, put them where I could see them everyday, above my desk, while I worked. These daily affirmations gave me the push I needed to get this party started! I made the decision to start up my E-Mag again, and I am not looking back this time. I can't believe the amazing response and support that I have already gotten from all of YOU, and it really means the absolute WORLD to me.

So if you are reading this, I am glad that I found my way to you. In these pages, I hope to do the same thing for you, that Jenn Saunders and Wild Sister did for me. I hope to inspire you to rejuvenate your mind, body, attitude, and LIFE! And just remember, when things get tough, just TRUST THAT EVERYTHING WILL WORK OUT!! <3 HAPPY SPRING!!

*Justina
JTC*



Love yourself
Follow your bliss
Change the world



The Wild Sisterhood is a social network and E-magazine for wild women + world-changers to connect, find infinite inspiration + design their lives.

CLICK NOW TO START YOUR JOURNEY!



“The art of being
happy lies in the

power of extracting
happiness from
common things.”

-Henry Ward Beecher



Happy Thoughts

By Justina Carubia

Here is a list of life's simple things that make me happy!
Make your own list to get you in the cheery spring mood!

Tweet your happy thoughts to
[@JustinaCreates](https://twitter.com/JustinaCreates) 
[#HabraThoughts](https://twitter.com/JustinaCreates)

Leaves Budding hopscotch painting my toenails
sunsets colorful eyeshadow sidewalk chalk
crickets singing Riding Bicycles cooking
Origami Tea Parties THUNDERSTORMS
writing a silly song popsicles looking at the stars
Laughing til you cry Glitter! Art Journaling
Butterflies Walking in the Rain Blowing Bubbles
writing poetry Playing Guitar white horses
Flowers Blooming Climbing a Tree Echoes
Pinwheels Tickling a puppy dog's feet
hula hooping Fingerpainting New Hope, PA
playing dressup Sunshine Planting a flower
jumping on a trampoline Making Mud Pies
meditation a cool breeze Memories
wishing on dandelion wisps Moonlight
sitting on a porchswing Sheets fresh out of the dryer
Driving with the windows down Birds chirping
LOVE Making a child laugh Roadtrips
spinning around looking at the sky
Ladybugs caterpillars Hummingbirds

Spring Reading

BOOK REVIEW by Justina Carubia

Book: Primavera

Author: Francesca Lia Block

Genre: Young Adult Fiction/Fantasy/Poetry & Prose

Francesca Lia Block

author of dangerous angels



Primavera

So I feel the need to kinda praise this book for a moment, because it is nothing like I have ever read before... Not even for a FLB book. I am used to her imagery and poetic prose within her dark fairytale novels, but this is something more. This book is like a dream that I have forgotten long after waking up only to remember months later. Primavera, our protagonist, sets out on a surreal journey of self discovery. She was raised in a desert unlike any other, lush with greens, animals, vegetation, and love. She is able to sing life into the atmosphere, growing flowers with her voice. But she yearns for something more, outside of the realm of her upbringing, the only place she had ever known: The Desert.

She sets out on a journey upon a motorcycle given to her by a desert stranger in exchange for one of her songs. Despite her family's opinions and worries about the dangers which lie in Elysia, a city they have long since fled, Primavera decides to go anyway. Along the way she encounters playful yet scary characters like River the bird boy, the lost boy styled gang of beach boys with sharp teeth who beg for her songs, the giants who get off on reciting nursery rhymes, bonfires, mermaid carcasses, and the graffiti grime of a city: Neverland. Not keeping off track for too long, she ventures to Elysia, exploring the carnivals of the city of mirrors, circuses and carousels, nightclubs, bright lights and superficial youth. She sings of paper flowers here, and the synthetic town she once craved is now starting to suffocate her. Twists & turns down to Underworlds and back make her realize what she once had. Will she ever get back to the Desert Land?

I enjoyed this book much more than it's prequel Ecstasia, where Block delves more into the history of Primavera's parents. They are members of a band called Ecstasia in the city Elysia. Both books are a short read, I powered through them in about 8 hours each. Although they are such short reads, they're pretty complex, often jumping to and from different character perspectives, and also switching from novel style to scattered poetry and prose throughout the book. I am not necessarily saying that this is a bad thing, being that I am used to Francesca's surreal way of writing. I enjoyed it!... but for readers popping their FLB cherry with this book, it might leave them a bit confused. Personally, I think that Primavera had more substance. I think that is because it was more about a journey, whereas Ecstasia seemed to provide more backstory and character development for the readers to be able to understand Primavera better. Both books are filled with such beautiful imagery and I can definitely see myself going back to read them over and over when I need a dose of dreamy fantasy fiction!

Francesca Lia Block



Please also read Ecstasia, the prequel to Primavera, by Francesca Lia Block! Click to Buy!

BUY PRIMAVERA HERE NOW!

Did you know?
"Primavera" means SPRING in Spanish!

Also check out page 31 to see how I use a page from the Primavera book in an arts and crafts video tutorial for one of my custom birdhouses!

Celebrating Arbor Day

by Justina Carubia

Celebrate
This Year!
Friday,
April 25,
2014

Illustrations by Justina Carubia
from "Planting a Tree" Poem
by Richard Wisniewski



About a year ago I had started working on a commissioned project for a children's book about planting trees. I thought it was cute, but didn't really think much about it, until the writer of the story had asked me if we could use it to promote Arbor Day. I had never heard of Arbor Day before, but it piqued my interest and I just had to look more into it. I immediately loved the idea of using my artwork to promote something so amazingly positive and beneficial to our environment and planet, Mother Earth. If you would like to get out there and contribute to Arbor Day this Spring, here is some more information about the now global holiday!

What is Arbor Day?

Arbor Day is a holiday in which we are encouraged to plant, care, and nurture trees. It originated in Nebraska City, Nebraska by J. Sterling Morton when an estimated one million trees were planted on April 10, 1872. By the 1920s, each state in the US passed public laws that required a certain day to be Arbor Day or Arbor and Bird Observance Day. In the US, Arbor Day is celebrated on the last Friday in April.

Arbor Day is now celebrated all over the world!

Some countries that acknowledge the importance of planting trees are:
Australia, Belgium, Brazil, British Virgin Islands, Cambodia, Canada, Central African Republic, Czech Republic, China, Costa Rica, Egypt, Germany, India, Iran, Israel, Japan, Kenya, Lesotho, Luxembourg, Republic of Macedonia, Malawi, Mexico, Namibia, Netherlands, New Zealand, Niger, Pakistan, Philippines, Poland, Portugal, South Africa, South Korea, Sri Lanka, Taiwan, Tanzania, Uganda, UK, USA, & Venezuela!

Information gathered from wikipedia.org

How Can I Get Involved?

Check out www.ArborDay.org to get more info about the Arbor Day Foundation, who's mission is "to inspire people to plant, nurture, and celebrate trees"! It was founded in 1972 by John Rosenow. The foundation is supported by donations, selling trees and merchandise, and by corporate sponsors.

TAKE ACTION NOW!

Also donate or become a member of Alliance for Community Trees!



Also please follow my progress with my Tree Poem commissioned project to promote Arbor Day, only at www.LaBohemeMagique.com!



Work of Progress

A Poem of Self Love, By Kyan Bowman



Kyan is an old chum currently looking for new friends in the Cleveland area. She excels in wooden skeeball but has not conformed to the modern day of laser ball. She wanders into strangers' yards looking for adventures and in her spare time likes to create new games.

Flash me a smile and concern yourself not-
Not first with alabaster, then not with pearl, nor the now citrine
Remember, both wedding dresses and wedding vows can fade

Flash me a smile and do fail to notice
The growing vertical space gapped against your lateral incisor-
Drifting like Pangaea against an ocean of saliva
It does not matter if indeed
Your forehead is 2.4873 inches measured bottom up
And splits a part across the top in asymmetry
Of divided ember strands flowing downstream
Ending in dried, disheveled deltas that
You scavenge and snip, brushing
Off your shoulders as you do to the compliments
That sneak past your guarded lips...

Dwell only in a house and not on the
Imperfection perceived from the opticals
Providing illusions beneath balding eyebrows,
Slightly above a flattened flesh pyramid marred
By the blackened heads of bridged sculptures,
Watching winter's blizzards bring the flakes-
A feature presentation of arid aesthetics.

Flash me a smile and provide me your ears
Listen. Listen. Listen. Listen :
All your faulty imperfections
Are what make you flawless

Adventurous. Bold. Charismatic. Dedicated.
Eager. Fearless. Gregarious. Helpful. Innovative.
Jocular. Kinetic. Luminous. Mesmerizing. Nurturing.
Optimal. Pivotal. Quality. Resourceful. Spontaneous.
Trustful. Unique. Vibrant. Welcoming. Xenial. Youthful.
Zealous.

The alphabet does not have enough letters to describe you-
Your spirit can be captured neither by words nor worlds-
But I know this much as true:
You are you: simply, complexly you
And I wouldn't change a thing
So flash me a smile in the mirror today, because I finally know
The intimate beauty in ~~you~~ me...



RIP
Ground Hog Day
By Ryan Wilson

Looking straight ahead instead
Of lingering in the losing moments
Lusting entrusting waiting
Counting moons and shadows
In the snow anticipating
The breaking of darkness
A celebratory tight walk
Act balance in a lightening
Of the landscape a
Shifting of the white light
Below to the crystalline
Prisms release from
Prisons of solidity flowing
Freely fleeing fully into
Blue and grey canopies
That part to yield a
Solitary star a hearth
To hearts and spirits
Awakening to movement
From a long and weathered
Hibernation. We prance
And grin in sun-kissed
Puddles.



This page features the photography of David Sala. He is an English teacher and freelance web /graphic designer, and enjoys dabbling in photography where he resides in Chiang Mai, Thailand.

You can view more of his beautiful work here!

Spring Cleaning

For Your Body



By Nicole Aguilar



New Year's resolutions have come and gone. Did you make one? Have you given up already? Spring is in the air and with spring comes renewal. Like the New Year, it is also a chance to start over. Take a moment to think about what would make you a newer, healthier you. Have you been eating poorly? Not working out? Thinking negatively?

About 5 years ago I started a journey to get healthy and in shape. At 5'1, I was tipping the scale at 175lbs. I was miserable inside and out. Once I found balance and happiness, the weight started coming off. I made little changes in my life and was able to succeed. I lost 65lbs and my mental health improved exponentially. Through my own battles and triumphs, I have been able to help many friends reach their personal goals.

Here are a few tips and tricks for getting on the right path this Spring:

Clean out your closet.

If you don't wear it any more, get rid of it. Still has tags on it? Move it to where you can see and make a conscience effort to make an outfit out of it. Too small? If you want to lose weight to get back into them, KEEP IT! I know it sounds crazy, but that pair of skinny jeans is GREAT motivation. As you get back on track, try them on periodically. Nothing will beat the feeling of getting them on and buttoned! Too big? Toss it. Unless it's something that can be worn oversized, don't leave your "fat clothes" hanging around. That's bad closet energy!

Eat Fresh and Hydrate!

Ditch the processed foods and start cooking. You don't need to be a millionaire to eat better. Introduce more fresh and raw fruits and veggies into your diet. Your digestive tract will thank you. Don't forget to drink your water, too! Better food and water will naturally detox you.

Set Small Goals.

Want to get back into working out? The "balls out" approach doesn't work for everyone. If you're trying to do an hour of cardio like you did 2 years ago, you might get discouraged when you want to fall over after 10 minutes. Making a weekly plan, depending on fitness level, will help you get back up to where you want to be. Example – 30 minutes of cardio on Monday, Wednesday, Friday, 3 days of heavy weights and 1 day of a fun outdoor activity. If you set small goals that are easily reachable, then you're more likely to stick with it and excel.

Ditch the Scale.

I know I can get hung up on the number at times, too! But the best way to see if you're reaching your goals is by looking in the mirror. 120lbs of muscle and 120lbs of fat are 2 VERY different reflections in the mirror. Snap a few pictures of yourself in the mirror. Front, side and back. In a few weeks, take the same shots. You may be amazed at the difference and it's a difference the scale may not reflect.

Be patient.

Change does not happen over night, nor should it. Trust yourself and your body. Just because you can't see change, doesn't mean there has been no change. Every day is a step onto a healthier path and to stay there, you have to think positive and stay focused.

Nicole resides in LA, California and runs her own blog which is meant to inspire others to reach their personal goals! <http://anicoleleefitworld.tumblr.com>

Also check out Nicole's YouTube Channel for more tips on maintaining a happier, healthier YOU! <http://www.youtube.com/nicoleleefitness>



Replenishing RECIPES

AND SPRING TIPS!

with Jonathan Kertis

, a New Jersey native who is passionate about maintaining a holistic and vegan lifestyle!



Spring is not only a time for cleaning our homes and cars, it's also a time we should clean our bodies and energize after the winter season. During winter, our bodies tend to be less active and we may not go to the gym as much just to avoid the bitter cold or this "Polar Vortex" so many of us have been experiencing. I will provide you with some recipes and nutritional information to keep you happy, healthy, and warm this spring season!

STRAWBERRY STUFFED DATES



In Asia, strawberries are known as the queen of the fruits and have great health benefits! I highly suggest eating this fruit, to anyone. Strawberries also contain anthocyanins, which burns stored fat. They can also be used raw as a facial mask. Strawberries naturally contain salicylic acid which is found in many over the counter medications and can help with complexion

and acne! They can also be eaten in many ways - raw, as a topping, or a jam. My new and recent favorite way to eat them is to have them stuffed with dates. This is very easy to do! All you need is two ingredients (maybe 3) to make this quick and healthy, raw snack, packed with natural sugars and energy to keep you going throughout the day.

Ingredients:

- 1 pound of Strawberries
- 1 ½ pound of Medjool Dates
- Bowl of water (Maybe coconut water for more flavor)
- 1 Vanilla Bean (optional)
- Cinnamon to taste (optional)

1. You first want to let your dates sit in your water or coconut water for a few hours just to get a little softer. I would let them sit until you are able to peel the skin off.
2. Once you remove the skins, mix the vanilla bean or cinnamon to taste with the dates. Make sure it is nice and gooey!
3. Hollow out your strawberries with a knife carefully from the top removing the stem at the same time.
4. Stuff the strawberries and set them on a plate or egg crate and let them sit in the refrigerator for at least an hour.
5. Enjoy! Remember you can make these with any combination you'd like! You can use a chocolate powder, peanut butter powder, or you can even mix in some shredded coconut. Your options are endless!

PATRICIA RABBIT'S PUNCH



For fears of copyright infringement and the only juice my mother would drink, I bring you Patricia Rabbit's Punch. This juice is high in vitamins, anti aging components, and great for the skin and nails. This juice is refreshing, easy to make, and just the right amount of sweetness to keep you going throughout the day.

Ingredients:

- 6 nice long bright carrots
- 2 big round Oranges
- 2 slices of Pineapple
- ¼ Lime

1. Blend all ingredients in a blender or juicer or until very fine.
2. If you are not a fan of pulp, run the juice over a small meshed strainer
3. Enjoy!

MORE SPRING TIPS!

Spring nights can seem so cold compared to the warm days we are teased with. A light jacket can only go so far. Here are some tips to keep warm naturally in spring.

- * Sometimes it is mind over matter. Try lighting a few candles in the room you are in. If you are so lucky, start a small fire in your fireplace. Just by visually seeing a candle even though it is not in direct view, your subconscious sees the flame as warming, and might thaw that chill right off your bones. This worked for me all winter. I also suggest soy candles made with natural essential oils. Some candles have chemicals you would not burn alone, why do it with a candle?
- * There are times when I just want a decaffeinated warm beverage. I am not always in the mood for tea so I will take ¼ inch of ginger add it to water until it's at a boil. Ginger has natural heating abilities. You can add rock sugar or honey to taste if you find the ginger too strong to have on its own. I also do this trick when I am feeling under the weather: Add ½ an inch to a warm bath and I feel my body getting warmer as my sinuses also slowly start to break up. It's a neat, cheap trick!
- * Remain active! If you can get away from your desk for 5 minutes and do 15-20 squats 3x a day not only are you getting your cardiovascular heart rate up, you are raising your bodies temperature just enough.

Invigorating Sugar Scrubs

(THAT YOU CAN EAT!)

By Justina Carubia

During the cold, harsh winter, our skin tends to be at its absolute driest. We aren't spending as much time outside, and when we are, we are way too bundled up to let our skin absorb all of that wonderful Vitamin D that the sun has to offer! It is important to exfoliate our skin on a daily basis to get rid of those dead skin cells still clinging on for dear life! When spring is right around the corner, we should want our skin looking as radiant and refreshed as possible!

Sugar scrubs are a GREAT way to exfoliate the skin! The problem with store bought sugar scrubs is that they are loaded with CRAP! They are filled with tons of chemicals to improve shelf life, or to change their scent or color. All of those chemically fragranced cancer cocktails are totally not good for your skin, and most tend to make the skin either too greasy, oily, or even more dry and itchy, not to mention suffocate your pores! Your skin is the largest organ you have, so it's important to feed it things that are going to hydrate and make it glow!

Here are some recipes for homemade sugar scrubs that are 100% ALL NATURALLY MADE just using a few practical ingredients that you can find right inside your kitchen pantry! These homemade beauty products are MUCH more gentle on the skin and will leave it feeling nourished and silky smooth!

Ingredients

1. 2 TBSP Raw Organic Sugar OR Sea Salt as your dry ingredient (Sugar should be brown in color, but not "brown sugar"! If you want a more gentle scrub, use fine crystals. For a more coarse scrub use larger crystals.
2. 1 TBSP Extra Virgin Olive Oil. It has regenerative properties which stimulate the process of skin healing. It will soothe and aid in healing any skin irritations.
3. 1 TBSP of juice from half a small lemon, orange, clementine (any citrusy fruit of your choice). Citrus contains antioxidants that speed up the process of shedding those dead skin cells! These fruits also act as a natural toner!
4. 1 TBSP Coconut Oil. This is probably THE best thing you can ever do for your skin! It acts as a deep conditioner and moisturizer. You can use this in solid form, or melt a little in a bowl before use. It will harden if you leave sit at room temperature for a while, which is fine.

Now that all of our ingredients are prepped and set out for us to use readily, here is what you do! I kind of experimented with my textures. I tried one in a more crumbly texture, and one in a more goopy texture. Try them both out for yourself and see what you like the best! There are many ways you can do these sugar scrubs! Get creative!

Find a little jar to store your product in. It can be a small recycled jam jar, or you can buy a small jar at any craft store. Start by adding all of your dry ingredient (sugar OR salt) to your jar! Stir in a little drop of olive oil and mix that up until it's all mixed in. Then add some of your citrus of choice's juice till it's all mixed up evenly as well.

The sugar or salt will start to look crumbly. You can add in some of your coconut oil to get a creamier consistency. If things are looking too goopy for you, just add more of your dry ingredient back in until you come to a consistency you are happy with!

You could also add essential oils for scent or healing properties. Some like to add chamomile, or lavender... I didn't have any of these things on hand, so I just kept it simple for now!

USAGE DIRECTIONS

Now take a small dollop in your hand and massage into dry areas of skin! Don't those sugar/salt crystals tickle your skin!!?! It feels so soothing!! Scrub for a minute or two, then rinse with cool water, and pat skin dry with a cloth towel.

Store your jar at room temperature, and be sure to stir your mixture before each use!

Now here is one thing you can do with homemade spa products, that you can't do with those store bought cancer cocktails...

TASTE YOUR PRODUCT!!!

Yup, that's right, YOU CAN EAT IT TOO!!!! (I think I just about ate half of my concoction, omg it's so yummy and citrusy!) Now, if you can EAT a product, then it MUST be safe!

100% NATURAL INGREDIENTS!

Try it, Enjoy it!

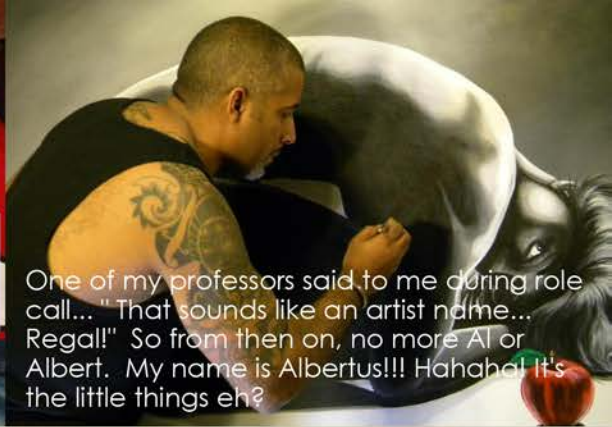
HAVE FUN SUGAR SCRUBBING!

DISCLAIMER: This recipe is not a cure for any serious skin condition. If you think you may have a serious or life threatening skin condition, it is best to seek medical attention from your doctor or certified healthcare professional!



AWAKENING ART BY ALBERTUS JOSEPH

[View Official Art Site Here!](#)



One of my professors said to me during role call... "That sounds like an artist name... Regall!" So from then on, no more Al or Albert. My name is Albertus!!! Hahaha! It's the little things eh?

I am often reminded about a line in a movie I saw many moons ago, when thinking about my work. There is a scene in the movie where the antagonist and protagonist confront each other, and the bad guy says to the good guy after an epic Art battle, "The problem with you is, the only person that gets your stuff is you!" Hahaha! I love that line because that's the problem I think I suffer from while I'm critiquing my work and beating myself up! I think most artists have that issue, because misery loves company! Well, my work is very much for me about the process: the awakening process and all its bells and whistles, all the trappings and pitfalls! It is also about all of the break throughs and dysfunctions that accompany that (Smile). Thanks Abra-zine! WALK IN BEAUTY...



The sketch (Yoga) is on my easel as we speak, and it is about clearing the mind of compulsive, intrusive, and wasteful thoughts. Yep, meditating... I've personally found that to be one of the most transformative things to happen in my life. Although, I do get the feeling that I'm preaching to the choir.

It is on a 48x60inch

Acrylic on Canvas.



This piece, titled "The Girl", For me, I like to leave it up to the viewer to decide the girl in the portrait's faith. She could be crying or praying, happy or sad... I've never looked past the image other than the fact that it seems loaded.

This work is 30x40inches

Acrylic on Canvas...



This work, titled "Peacemaker" is about that transformation that happens when we tune in music. It represents how it can change us so simply, that most don't even know why! That piece came about while I was listening to my friend complain about all the trappings in her life. She droned on and on to no end, until she put on some loud but soothing music, began to undress from her work clothes, and she transformed right in front of me. Her face... Her body language... As the music went on and she removed her work "uniform", she forgot what she was so twisted up about! Both her voice and her demeanor changed...It was amazing! The work is about 49x52inches in size, acrylic on canvas. Still Available For Sale!

Albertus Joseph is a 45 year old painter, native to Somerset, New Jersey. He has been an artist nearly his whole life. Although he considers himself primarily a painter, specializing in both oils and acrylics, he also enjoys sculpting, and loves to cast in many different mediums. His work has everything to do with his awakening process toward consciousness. He almost always uses the female form as the subject matter in his work, to further his imagery. He finds peace in his creating, as he is a Gulf War Veteran, serving as a Marine for almost 10 years.



A HEART TO HEART About ART

Inspiring Others to Create



Interview with New Jersey Artist, **Patti Stott**
by Renee Conway

Patti Stott blossomed into a watercolor artist in just the last few years when she ventured into her first adult art class offered on Saturday mornings at the Barron's Art Center in Woodbridge, New Jersey. It wasn't long after that first class that the idea of creating art caught fire. Three years later, and Patti is still taking classes on Saturday mornings, practicing and applying techniques as she builds a body of work in watercolor.

Renee: Although the inspiration to create art found you late in life, how do you think that may or may not have contributed to how quickly you found a passion in creating art?

Patti: I actually did dabble in art earlier and entered college as an art major before switching to Biology and ultimately Social Work. The last few years were a return to art, and part of several commitments I made to myself in an effort to not only be more well-rounded but also to take time for me; including having an avenue to express myself.

Renee: I personally think that the mediums we choose to work with in Art reflect other parts of our personality that we may not ever be aware of ---what is it about the medium of watercolor that you think may reflect or resonate with a part of your own personality or life circumstances.

Patti: I think that watercolors are fluid, changeable and subtle in many ways. As I get older, I am trying to demonstrate all of those characteristic as well! The realization that there are some things you cannot control in life is also true for watercolors...they have a mind of their own!

Renee: What types of art classes did you take before you found your decided fondness to work in Watercolor?

Patti: I completed a few years of pencil and charcoal drawing classes. I really enjoy charcoal, the shading and depth you can get through this medium is great! In the past I also enjoyed painting ceramics; I found this to be very relaxing and satisfying. Although maybe not as creative as painting or drawing, it was still fun and I had some nice pieces to give as gifts.

Renee: I'd like to give you a chance to share anything that you like about your own journey in art up to this point. Such as any particular events or scenarios where you and you art make a great fit.

Patti: I think art has helped me to become more experimental and relaxed. My teacher, Jeff Cohen, has asked me to replicate a variety of pictures that have been outside my comfort zone; some of them I down right disliked! But it was all part of the learning process that included using a variety of techniques and learning about different styles of painting.

One of my favorite things to do is to paint a picture from a photograph. I completed a peaceful beach scene that I gave to my nephew as a present. It was not only a gift from my heart but a reflection of his love for the ocean.

When looking back on things that have happened in my life, people I have lost, perhaps my paintings will be a lasting part of me.

Patti Stott lives on Lake Matawan, New Jersey with her Ariel Photographer husband, Glenn Stott, a pretty cockatiel named Tinkerbelle, and a long haired, eager to met ya puppy they rescued from a shelter named, Gordy. When she in not in an early Saturday morning art class at the Barron's Art Center, she's an early arrival at the Lincoln School in Garwood preparing children for their future education. She is also a social sciences adjunct instructor at Kean and Monmouth Universities. The Barron Art Center adult and children's painting classes are preparing for a show featuring their work in the fall of 2014. Stay tuned for details!

[CLICK HERE TO SEE MORE OF PATTI'S ART!](#)

All artwork on this page is original watercolor art by Patti Stott. Top Background photo "Sea at Peace", Top right column from L to R: "Spring Patio" & "Floating Poppies". Bottom Right: "Sleepy Flowers". All of her artwork is photographed by her husband, Glenn Stott. Photo bottom right: Patti with her cockatiel Tinkerbelle.



"Mbaba Mwana Waresa"

by Ryan Wilson

About the piece:

"I was trying to depict the potential of a budding plant, in contrast to the darkness of the storm clouds. I was looking for a goddess that simultaneously represented rain and fertility. I wanted to convey the idea of spring being the season of melting, rain, and flow, and the speeding up of a lethargic solidity, the movement that nourishes us out of hibernation." "Mbaba Mwana Waresa is a fertility goddess of the Zulu religion of Southern Africa. She rules over rainbows, agriculture, harvests, rain, and beer and has power over elemental water and earth." - wikipedia.org.



On creating the piece above:

"I color penciled the bud and finger painted on a mirror in acrylic (the cloud and rain(bow)). I scanned each individually, then photoshopped them all together layer by layer. I had to scan half the mirror at a time, then I tweaked the color in preview."

MASHUP ART



By Jason Jackson

These are original 'mash-up' creations done by me, comprised from a list of things given to me, by the persons they were created for.

[CHECK OUT MORE OF JASON'S ART HERE!](#)



The first piece is entitled "Elvis Monroe Scissorhands in Bikini Bottom", or "Elvis Monroe" for short. This list came from my friend Liz, who saw that I was a skilled artist and asked me to do a portrait for her, and I agreed. Originally she wanted an art piece of the Anthony Hopkins Hannibal Lecter, but later decided she didn't want something creepy hanging up in her room. She told me that she would give me a list of things that she liked and to surprise her. Well, I surprised her! I had put together everything on her list of five items, which included: Elvis Presley, Marilyn Monroe, anything Johnny Depp, Phantom of the Opera, and Spongebob Squarepants.



Months later, a friend of mine was putting on a show as part of an arts festival in Rahway, NJ. I asked if I could bring some things to show and she was more than happy to accommodate me. A mutual friend of ours saw Elvis Monroe and asked if I was selling it. To make a long story short, I was so pleasantly surprised someone had just purchased my artwork that I called Liz to tell her. She then told me her friend also wanted a piece done and of course I said, "Gimme a list." This one was a little more challenging because she actually gave me a list that doubled my first design. But I was up for challenging myself. This one is entitled "Jake Gyllephant". I don't have a longer name for it, though I probably should. There's a lot going on in there.



Roy Carubia's

ROCKSTAR PORTRAITS



New Jersey native artist, Roy Carubia studied Commercial Art and Illustration at The Albert Pels School of Art in New York City where he received both Certificate of Completion and Certificate of Achievement. His career began as a graphic artist in the publishing field for a pre-press production company who's clients included several major magazine publications such as: GQ, Cosmopolitan, McCall's, Popular Mechanics and other well known publications.

With knowledge in several desktop publishing applications and as Art Director, he received an award for the redesign of a local newspaper publication in Middlesex County, NJ. His desktop publishing expertise eventually led him to managing an in-house production department for Spectrum Magazine, a domestic and international engineering publication with a circulation of over 400,000 subscribers worldwide.

Originally versed in several conventional graphic mediums that included pen, pencil, and water color, he later discovered Adobe Illustrator as a new medium and soon began illustrating portraits digitally, which led to his "Rock Star Collection". His influences include artists such as Peter Max and Frank Frazetta.

In his spare time, in addition to creating his illustrations, he enjoys kicking back with an acoustic and listening to many of his musical interests like Eric Clapton, Bob Dylan, The Beatles, and others that have actually become the inspiration for much of his current work.

Although he enjoys creating digital illustrations as a hobby, he would like to see his work published, but for now having his work noticed and appreciated is equally as rewarding. He recently exhibited his work at a local coffeehouse, Espresso Joe's, and hopes to have more exhibits to showcase his work, in the future. Roy also does commissions upon request, so contact him today to inquire about getting a portrait of your favorite musical artist, or even a portrait of a loved one! You can also purchase a print or canvas of any of the work in his online portfolio!

[CLICK HERE TO VISIT ROY'S ONLINE PORTFOLIO!](#)

Portraits from Top left to bottom right:
Top: Photo of artist Roy Carubia, The Beatles, Pete Townshend (Page Center),
Bottom: Hayley Williams of Paramore, Jimi Hendrix, Stevie Nicks, Steven Tyler





Art From the Edge

with Dennis Young

by Justina Carubia

Dennis Young is a 55 year old artist from South Plainfield, New Jersey, but despite his age, his artwork alone is enough to prove that an adult can still have the imagination of a child! He creates bright and primitive imagery through the paint medium on canvas and started doing so as a hobby which he only started in 2009! He also proves that it is never too late to start doing something new! He loves experimenting, mixing colors and textures together to get an end result which always takes him by surprise! Dennis is quite the renaissance man. Not only does he paint and create his fun and bold artwork, he is also a self taught musician, a children's book illustrator, and self published author!

He created his first children's book titled *Go Figure* which is an interactive E-book where children get to use their imaginations with each page of his illustrations. All of the artwork was done on 9x12 mixed media type paper with colored markers. He currently has another book in the works which will be a coloring book called "Go Color" which he aspires to be in both print and possibly an app in which kids can color along with their parents. He is currently looking for someone to create the app for him.

Although he has had much new found success with his artistic endeavors, he will always consider himself a musician, first and foremost! Dennis has been playing music for over 30 years now, starting out in the early 80s with his band Liquid Liquid. An ear catching blend of percussion and unique vocals, they were based in NYC and had their roots in the "no wave" music scene of the lower east side of Manhattan. Since then, Dennis has taken the solo route. He loves writing music on acoustic guitar and also synthesizer and drum machine ideas which sometimes turn into full songs. He is inspired by the things he reads or hears about on the news.


Pretty impressive for someone who has never had any sort of formal training! HUH?!?

Despite working a full time job, Dennis takes on the challenge of finding the time to do both his art and his music, effortlessly. He has had a few exhibits so far and looking at even more in the coming year! Please check out his websites for any upcoming news regarding exhibits, new artwork, or books!

Music: www.DennisYoungMusic.com

Art: www.ArtFromEdge.com

All artwork seen on this page is original artwork created by Dennis Young. Page Background Photo Collage: Cover of GO FIGURE (top) and "King For a Day" in Kid's Series (bottom). Story Header Photo - Dennis Young posing with his artwork at an exhibit. Bottom Right - GO FIGURE book cover.



Click to
Purchase
Dennis's
Children's
E-Book
Go Figure
NOW!

Transformational Poetry

By Mimi Matthews

Met-a-mor-pho-sis: 1. A profound change in form from one stage to the next in the life history of an organism, as from the caterpillar to the pupa and from the pupa to the adult butterfly. 2. Any complete change in appearance, character, circumstances, etc. (Dictionary.com),

Made It!

We know the cost, the pain,
The searing revisiting of killer words--
Murderous assaults,
Memories that branded our heart,
Melted our flesh.

The cost of rebirth—like breaking through a wall
Leaving the old transformed, to enter the new,
Shaking off all that's bound, encased, enslaved,
Tearing away and stripping of what was--
Involves excruciating pain.

But oh the sweet joy of laying down on the other side!
Panting, sweating, exhausted,
Inhaling deeply to our core
Freedom, trust, safety, contentment.
Hearing the newly-composed song
Of our hearts wash over us
We breathe together as one.

Flight

My heart fluttered hopelessly
-- a wounded bird
Valiantly trying to take flight
And arise from the dry, cracked soil
Where I'd been grounded.

Unbidden, you came--
A strong, healing wind
Breathing life into my broken heart,
Energizing, strengthening,
A force which lifted,
Giving my heart wings to soar;
Renewed by hope,
Empowered by promise,
Healed by an unconditional,
Uncommon love.

Windows

Not exactly sure
What has happened here--
The window of my soul
Is seeing things differently now.
Experience became an uncompromising
teacher
And there's no avoiding the change
That has come over me.
Where did this compassion and empathy
come from?
There's much to be said
For traveling in someone else's shoes.
Funny how when it's our turn to walk the
path
We want those who judged alongside us
To now offer us grace.
So what changed?
Viewpoint, perspective?
I look out over the chasm,
Now observing from the "other side"—



Mimi Matthews wrote these poems as she was going through major life changes and reconstruction which led to a metamorphosis-like experience. She is a 61 year old speaker, educator, and encourager from Mount Morris, Michigan who also loves to dabble in poetry and prose. She runs her inspirational blog www.ParticularPassions.me as well as her official site www.PassionistaAtLarge.org.

BLUE SKY DREAM

by Karen Davis

A blue sky dream of perfect love,
 neverending
 Never needing care or defending
 To a land where yellow suns rise
 High in Technicolor skies
 Just beyond where the horizon lies
 Is where you
 Would take me

In your blue sky dream, it would be
 Just like T.V.
 And God makes no mistakes

And there's nothing wrong
 And there's nothing wrong...

We would smile and smile
 just like Ward and June
 Only speak sweet words of love like some
 Bubble-gum pop tune
 Your mom was druggin'; mine was drinkin'
 We had absent dads;
 what are you thinkin' ?

Without honesty this ship is sinkin'
 Our love's true but it's not easy

How can we live your blue sky dream
 With not one fight and no raised voices,
 And love makes no mistakes

I could be the perfect one
 Forever say I love you
 You could be my Sun King with no one
 Above you.
 I'll just put myself away and do
 Everything you say
 Make myself be that way and grow
 To hate you

In your blue sky dream
 Someone eats the poison apple
 The dead make no mistakes



Epona Artwork by Justina Carubia

EPONA

by Justina Carubia

Secret past and crickets crept
 In the garden where she wept
 A solitary mournful song
 Singing to the butterflies of spirits
 Hoping they would hear it
 A rustle in the trees
 Where she saw in disbelief
 The most beautiful white horse
 She had ever seen
 Mystical creature
 Approaching with caution
 Grazing in all her beauty
 Sorrow in her eyes
 Epona sees right through her
 And she starts to cry
 This place feels like heaven
 She smiles, and somehow
 In that very moment, it was alright
 But she knew it wasn't that simple
 Somersaulted sadness
 The weeping cherry cried
 As she sat under the willow
 In the garden filled with light

BEHIND THE POEM

I remembered I had written this poem a couple years ago. I was going through a rough time in my life, I had just lost my grandmother earlier that Spring. I was mourning in a park garden by myself on a beautiful, warm, September day and asking for a sign that everything would be ok... I had my head down crying, but for some reason I felt like in my mind, I saw a beautiful white horse walk by. I looked up and could not believe my eyes. I saw it... And in that moment, I knew everything was going to be ok. I went closer and called to it. It came over to me and we locked eyes. I spent about an hour there with it, just watching it, and marveling at it, in disbelief. I thanked the heavens, and then I went and sat under a beautiful weeping cherry tree and wrote this poem... enjoy... I hope it can heal someone else's heart the way that it healed mine
 -Justina Carubia, Editor in Chief

Click to download
 this Abra-Zine!
FREE Exclusive
 track, courtesy of
 Karen Davis!



"Blue Sky Dream" is a song written by New Jersey songstress, Karen Davis. You can listen to more of her music and find her show updates on www.BlackChickRock.com





Is My Hero

By Hayley Timmons 

Hayley Timmons is a bright 21 year old girl from a small town in Georgia who has been blessed with the gift of music. She has been penning lyrics for musicians and producers all over the world from a very young age. However, her life has not been an easy road. In this article, Hayley opens up about her depression, self mutilation, and the only thing that has helped her see the silver lining and keep her going: MUSIC. Here is her story:

I started writing songs at a young age. I started writing poetry first and it slowly turned into writing songs. Music has helped me get through a lot of hard times in my life. I started cutting myself to release the pain that I was feeling and there have been many times where I have just wanted to end it all.

I had a rough childhood which had enabled my habits of self mutilation. When I started cutting, I noticed I was more depressed and I started to suffer from major panic attacks. Eventually, I had to drop out of high school due to a bullying induced major breakdown. After I dropped out of high school I became very suicidal and the cutting occurred more frequently. Eventually, I was placed in a stabilization unit at a psych ward for hurting myself. After I was released, I seemed to be worse off than before I went in. My breakdowns from that point on, were just a downward spiral. I was hospitalized 5 more times, 4 of the which were for minor cutting and once for trying to slit my wrist. The 7th time I was hospitalized was the final time and that was after I overdosed. I had to spend 3 days in the ICU before I was placed in another stabilization unit.

I have had a rough past, and music seemed to be my only true escape. I wrote a song called "You Are My Hero" which was inspired by my mom. I wrote the lyrics for the track, which was then recorded by a very talented producer [Remi Desroques](#). He is based in France and has studios in Seattle, WA and Japan. We have then since cowrote several tracks together. I also write for independent bands, such as [Alive Away](#). I feel very blessed to have been able to work with some of the musicians that I have.



If you or someone you know suffers from self harm, please call the National Suicide Prevention Lifeline, or call 24/7 1-800-273-8255

Abra-Zine asks Hayley:

"Do you remember the first song you wrote? What was it called, and what was it about?"

HT: "Yes it was called "All My Dogs Are Alcoholics"! It's just a fun loving song about a guy who's best friend is a dog. The dog and his doggy friends are all alcoholics. That has to be the funniest song I've ever written."

One song in particular that I wrote, helped me get through the hardest of times. It's titled "Angels in the Dark" and it is basically about how we all as humans, wear a mask and are afraid to show the world who we really are. It's about going through life and trying to find out just where you belong, while also trying to figure out why the world is filled with so much hate, that death seems to be our only escape. I go back to it many times because I think it truly captures what I face on a daily basis.

Through all of my hardships, I am so very thankful for being given this wonderful gift. Writing songs has really kept me off of the ledge in so many ways and has saved my life on numerous occasions. I have been through so much, and I know I have a lot to say with every song I write. I can help change the world for the better just a little bit by opening someones eyes to something new. I think that's what inspires me to write the most.

I just want to spread positive messages to other young girls out there who might be going through the same hardships that I have faced. I want to let them know that right now it may seem like everything is going wrong and that no one understands you... but if you believe in yourself and keep going and never give up, you can make it through. Being out in the world is a very hard thing because this world is cruel, but if you find something that you truly love and make it your passion, you will always have something to fall back on. Don't ever expect someone to pick you up and automatically fix you, because you have to learn to get back up when you're down and sew yourself back up when you're torn. You will get through it. There is a brighter day.

Hayley recently started her own Facebook Page called [Self Harm - This Is Our Fight](#), in efforts to raise awareness and help other victims of self harm.

[Listen to Hayley's collaborations here!](#) 

ANGELS IN THE DARK

These lyrics have provided Hayley with the solace and strength she seeks to get through her darkest hours. The song has yet to be set to music, but she is currently working with [Stelladeora](#) to bring the song to life with music & melody!

Lyrics by Hayley Timmons

Verse 1:

Somewhere in the shadows deep inside
We hide away until we feel alive
Scared of all the pain and the fear
We wear a mask so no one will see our tears

Lost in silence afraid to raise your voice
Feelin like you were never given a choice
Denied by most your straying from the path
Your minds tellin you there's no looking back

Chorus:

Oh like angels in the dark
Tryin to hide just who you are
Feathered wings wont get you far
When your bound by all your scars
Tryin to find out where you belong
Cause everything feels so wrong
You hide behind the brightest star
Wo-ah like angels in the dark

Verse 2:

We spend years letting the world pass us by
Not even slowing down to question why
We are all filled with so much hate
That death seems to be our only escape

chorus:

Oh like angels in the dark
Tryin to hide just who you are
Feathered wings wont get you far
When your bound by all your scars
Tryin to find out where you belong
Cause everything feels so wrong
You hide behind the brightest star
Wo-ah like angels in the dark
Angels In the dark

Marta Vaneva Art

The artwork you see on the background of this page is a collage of 2 different pieces by Marta Vaneva, a very accomplished artist from Paris, France. The two pieces you see here are *Inscape 030907* (TOP, Acrylic on canvas, 27.56 x 21.65 inches, Paris © 2007) and *Inscape 090810* (BOTTOM, Acrylic on Canvas, 21.7 x 15.7 inches, Paris © 2007). Marta's work is mainly about the landscape in its simplest form, a line which separates the sky and the ground. It is a sky which sometimes illuminates and sometimes threatens the horizon. It is the line that decides the perspective, or the point of view. Marta has a Bachelor's degree in Fine Arts from the University of Paris and has had her work shown in galleries all over the world, including London, Moscow, New York, Ireland, Ferrara and Florence, Italy, Spain, Shanghai, Oslo, Berlin, and Paris.

[PLEASE VISIT HER WEBSITE TO VIEW MORE OF HER WORK!](#)



Screenwriter, Director, & Actor Vincent Carubia was doing what any normal guy trying to make a name for himself in Hollywood was doing to get by. He was working a long shift at his restaurant job in Beverly Hills, CA when one day, happenstance sent him through a whirlwind of inspiration and a new friendship that would change both of their lives forever. We sit down with Vincent Carubia as he tells us all about his meeting with Gabriel Angelo (Gabriel Angelo is a very unique tap dancer that also plays the trumpet simultaneously. He was a guest star on the Ellen show, and has even played for President Barrack Obama!), the inspiration behind his new screenplay Swaggy, and his goals and aspirations of making his mark on the Hollywood map!

Interview with Swaggy Writer/Director VINCENT CARUBIA By Justina Carubia

AZ: Hi Vincent! Thanks for chatting with us today! Can you tell us a little bit about how you met the very talented Gabriel Angelo?

VC: I was working a long shift at my job at a restaurant in Beverly Hills, CA. He came up to me asking where the bathroom was and I noticed he was wearing tap shoes. Baffled by this, I asked, "Are you wearing tap shoes in the restaurant?" I had tapped for years and always loved tap since I was a kid. I thought it was amazing what he did for a living and I pulled him aside and asked him for his business card. "Have you ever been in a movie?" That's what I said. I was shocked that he said no! Immediately I went home and started writing. The rest as they say is history. He's become like a brother.

AZ: Can you tell us the inspiration behind Swaggy? What sparked you to write this script?

VC: I was inspired to write the script when meeting Gabriel. I hadn't even seen the video of him on Ellen yet at the time. I was inspired just based off of his personality, attire, and energy. Just the idea of what he does inspired me to write this movie. The movie is not based on him, but he is a big part of the inspiration. I also was heavily inspired by old classic films with some of my favorite tappers, Gene Kelly and Fred Astaire. Movies are not like they were then, but that's life, we evolve. Art evolves. I find myself inspired by many things in life.

AZ: How long did it take you to write the script from start to finish?

VC: It surprisingly was really fast. It's weird how I have been writing some scripts for 4 years or so and can't finish them, or had an idea and just couldn't get the right momentum on them. This script was originally for a short, but one of the biggest rules to screenwriting is don't ever limit yourself as a writer. Write until your heart's content. So what started as 15 pages, wound up being 90. In a matter of 1 week, I had the first draft. Since then I've done 3 drafts completely rewritten from beginning to end, and I still want to do one final rewrite before it goes to production. I'm at 130 pages but I'm really confident in the material. The whole process has been a few months. I'd say it took 3 months to get to the version I'm at now.

AZ: Can you give us a brief synopsis about what the film is about?

VC: My good friend William Coffey wrote the best breakdown that I can give. "A hardened detective and a teenage musical prodigy team up to bring down an influential gangster on the 1940's Hollywood flapper scene." It's a Film Noir, Musical Comedy about love, money, acceptance, mob life and a teenage boy who's literally caught in the midst of it all. It will make you laugh, cry, and dance. If you want to feel good and snuggle up, this is your movie. Not to mention, Gabriel rocks!

AZ: Tell us about our main character, Swaggy.

VC: Swaggy is the son of a showgirl. His mother, Misty Peters ran away from her problems, but now they've come back to haunt them. Swaggy grew up as a street performer and saw his mom live the life of a performer. He's also very street smart, and very much an old soul.

AZ: Tell us a little bit about the rest of the characters.

VC: Mr. Vutrafski is our show runner who has a history of pimping out his showgirls to various clients. We have Louie Riddler, the gangster villain and father of Swaggy, who has unexpectedly been released from prison. Misty Peters is the mother of Swaggy, who unintentionally had him with Louie Riddler. Detective Shoelick is out to seek revenge on Louie. I don't want to give too much story away, just know that all of the characters are so different and have different motives. There's some fun little twists too.

AZ: Tell us a little bit about some of the cast and crew you are working with.

VC: I'm working with Gabriel Angelo, who has been on Ellen. I'm working with Jaclyn Hales, who has been in Unicorn City. It's a Netflix original film where she plays a pretty big role. She's very funny! I've got David Villada, who has done uncountable amounts of work. I can't discredit any of my cast! I honestly think I did a really good job building the Swaggy family. It's pretty undeniable I've got solid talent. Joshua Bevier has come back to work with me for a second time. I'm just thrilled!

AZ: What is the progress you have made on getting this film produced so far?

VC: Well it's been very much luck and a labor of love and people truly believing in me, and the film. At any point any single person could have said, "Ehh, not for me", but no one has. It has kept going forward since I've started and has only built and built and built. The buzz has really been growing. A lot of people know about the film now and it hasn't even been shot yet. We just did a sizzle reel and it's edited visually, but not released to public yet. The next step is solidifying the money. We know how much we need, to do the film, but we haven't gotten it yet. I also finally launched my LLC Skiptown Productions after many years and will get the website up soon. Hopefully that will be up around the same time as the sizzle reel. It's all kind of just falling into place together. Once I get the money, it's straight into hiring a storyboard artist to solidify the final shooting script, and location scouting. I'm hoping to film a bunch in LA and Savannah, GA. I also can't tell you the amounts of meetings I've already had to do, and I love them. They're what reassure me that I'm not dreaming. So much has happened and in a great way that I have to pinch myself to make sure I'm actually living my life. I'm doing what I've always wanted to. This film is being produced.



All production photos by David Kitchner, except top left of left page: Gabriel Angelo with trumpet by Fiona Chan, SWAGGY Logo by Roy Carubia

AZ: Tell us a little bit about the sizzle reel shoot.

VC: The sizzle reel is similar to that of a trailer without giving too much of the story away. It was something I tossed around doing. I wanted to do it, then I didn't, then I realized I needed to. There is nothing better for an independent film than to create buzz. You need to get your vision out. You need to be seen, you need to be heard, and you need to attract people. You need people on board. Mine was shot in 2 days in Sypher Studios, thank you to the lovely Sasha Travis for hooking us up with a GREAT space. I found my cinematographer David Kitchner, who was amazing for pulling through for me without even knowing me. He really brought the visuals to life! He did more than I even saw in my head and that speaks volumes since I'm a vivid dreamer and visionary. I was also lucky enough to pull in choreographer Anthony Johnson who was my ballet and jazz trainer for some time and will be again in the future. I can't describe how blessed I was in every direction to pull this sizzle reel off and I can't wait for everyone to see it! AND PLEASE FEEL FREE TO DONATE TO THE PROJECT!!

AZ: What are your plans with the sizzle reel you have filmed?

VC: There will be a Hatchfund account where people can go view the sizzle reel, get a taste for the story, and donate an amount of their choosing. As a result they will receive perks and goodies based on the amounts they contribute. It's a great marketing tool, and an amazing way to involve your future audience. It's all about expanding the community of art and independent filmmaking. I will also put it on the Skiptown website after the donation period is over. I want to make sure that it's all being seen in one spot so people know they can help make it happen!

AZ: Tell us how music will play a role in this film.

VC: Music is seriously a driving force in the film, if not the amazing comical dialogue. It's witty, it's quick, it's fun, but the music is going to literally move you. I'm working with Stefan Smith who has done some unbelievable work. I have several of his tracks on my iPhone that I would listen to on repeat and see movies play out in my head as I write them in my mind. Sometimes when I listen to certain music and visualize a scene in my head, I can be moved to tears. I create magic in my mind with music. I trust Stefan with this score, hands down. I can't wait to see what he comes up with.

AZ: What has been your favorite thing so far about working on this film?

VC: The sense of unity. The way people are just falling into their roles, both acting and creatively. The passion I feel behind every single person involved. There is a huge sense of love and positive energy. It was the most reassuring feeling when I had my table read and everyone met for the first time. The fact that so many people knew each other through someone else or had worked with them before was the best feeling ever. I knew all of my decisions were perfect. There's not a better sign than when you know all of your cast is WORKING and has worked together!!!

AZ: What has been the most challenging thing about working on this film so far?

VC: Scheduling, but I honestly thought that this whole process up to this point was going to be a lot harder. I think I've been blessed with how easy it's been. Honestly though, I think the honeymoon is over and I'm probably about to reach the hard part.

AZ: How have you managed to rise above those challenges and push down the doors of success?

VC: You can't ever for a second doubt what you have. If you don't believe in it, no one else will. Not to mention, I've already done so much that many people in their life never even consider trying to achieve. It didn't happen over night, but I'm living it. I'm already successful.

AZ: What are your ultimate goals for Swaggy?

VC: My ultimate goal for Swaggy is to get distribution. I would love for it to play at festivals. I would love for it to gear me up for another film. I'd love for it to make people want more from me as a filmmaker. I really love that my cast are all talented but not FAMOUS people. I think having too big of names would be distracting for the story, however I do hope as a result of this film, my talented cast will get some great exposure and open up doors and opportunities for them to do even more. I think they all deserve the best. We all do in life really. Yes you reading this. YOU DESERVE THE BEST!

"It's not about fame, it's not about fortune. It's about DOING and showing and moving people. It's the human experience, how we connect as humans and creative forces."

Photo by Lionfly

Vincent Carubia studied at the Savannah College of Art and Design in Savannah, Georgia and is also currently taking classes at UCB Theater for improv and Sketch Comedy Writing. He has had 2 films in festivals: "Gameshow" which he wrote and directed, it was in the Kent Film Festival in Kent, CT and "Chipper Chap and the Gang" which he acted in and co-directed. The film got into the Queer Fruits International Film Festival in Byron Bay, Australia and played opening night! Vincent has done a lot of independent work, including the most recent appearance in a festival award winning film "We've Got Balls" by Cherie Kerr, and had the privilege of doing ADR loop group work on "G.B.F." by Darren Stein.

Vincent has also had the privilege of working on set with some big names such as Sasha Pieterse (Pretty Little Liars), Andy Milonaukus, Ruthie Alcaide (The Real World Hawaii), Bart Baker, Hailey Rowe, Nia Vardalos (My Big Fat Greek Wedding), Gary Austin, and not to mention the talent in SWAGGY!

Aside from launching his company Skiptown Productions LLC and trying to get funding to bring Swaggy to the big screen, Vincent is currently filming his first role in a feature film titled "Middle of the Night", a horror film by writer and director David Scheinbaum.

Vincent is currently running a hatchfund project to raise funding for project SWAGGY! Wanna help get it to the big screen?

[CLICK HERE TO DONATE](#)

Also Please Visit For More SWAGGY News!
www.SkipTownProductions.com

Click for Bonus

QUICK THINGS

OR

PHOTOS

DARIUS

Fashion Designer Jack' Jackrist of All Trades by Darius Conway



Throughout life we tend to navigate toward a certain goal, whether that goal is fashion, music, or a certain lifestyle. Are we navigating toward the right goals in all the right ways? During my life I have always gravitated toward goals of being a SUPERSTAR fashion designer who would one day be on the hit show Project Runway and under the tents of New York City's Mercedes Benz Fashion Week. I wanted to be featured in magazines like Vogue, Teen Vogue, O, Elle, or Harper's Bazaar. I attended an Art/Design School like SCAD for Fashion to help me work toward having my own brand one day. Are these my ultimate goals?

I was raised in the "hood" or "ghetto" and "country" to many, but to me it was home. It was the way people reacted to each other that made it "hood". It was a special community that knew the ins and outs about things in life and how to "hustle" to get things done. Life at home was tough; my mother worked a minimum wage job to support my father's other children on top of 4 of her own. She did what she could to keep a roof over our heads and I look up to her because she is the true definition of a hard worker. I grew up faster than most children, "hustling" or making money early throughout my childhood to afford the things I loved, my "passions". I would sell candy, clean houses, rake yards, or do what I could to make money in order to do the things I loved, like baseball and cheerleading, and FASHION!

So how did I get my start in Fashion? My mother taught me the basics of hand sewing and I knew it was the path for me at about 8 years old. I decided this for sure when I was in church. The music was playing and I was sitting up in the balcony, and sketching some "originals". I figured at that point that I one day wanted to do SOMETHING in Fashion. Fashion is my passion and through my spiritual upbringing with music I am able to keep doing something I love.

Spiritual belief has always had its role in my life. I kept my secrets about Fashion early in life with my God, my close friends, my many sketchbooks and journals, and my third grade teacher Mrs. Jinright, who now has passed. She knew I had something special at my age so she invested her time and effort to help me polish my skills. With her help, I learned to start polishing everything I was taught, from my speech, to my walk. I was polishing my image everyday, in every way, shape, or form. I wanted to be EXCEPTIONALLY incredible. Teachers, parental figures, and friends were my support system, helping to mold me into a fresh and sophisticated individual and I am forever grateful for every one of them.

I left home at 17 years old but I did not let being on my own get the best of me. I lived in a cheerleading gym for almost a year and was on government welfare to help feed myself. It was tough, but I made it. Throughout all of my trials and tribulations, I have applied my mother's "work hard" ethic and accomplished many goals throughout my life and I plan on accomplishing more. I attended SCAD: The University for Creative Careers for fashion design on a fare amount of scholarships and time.

I also attended Columbus Technical College for Chemistry to research the intense world of what I could do with Fashion Chemistry. I have been featured in print work for my talents as a fashion designer, stylist, model, organizer, athlete, musician, student, assistant, and recently creative director. And, I have designed a full collection of women's wear for years. All while being the tender age of twenty-four. You can call me a "Jack/Jackrist of All Trades", now mostly known as the semi-transgendered, Darionce' Jackson.

I have always had my goals at the top of my list in life and pushed hard for them through DREAMING BIG. I believe if you dream it, believe it, and focus on it, then it CAN happen: A version of sympathetic magic. Throughout the rest of my life I will try my best to navigate toward accomplishing my goals of one day being a success story, a leader, and role model in the world of Fashion. I have dreams of being an activist, designer, performer, philanthropist, future father, husband, and to stand up for what I believe in! I want to give back while being self sustainable, practical, and creative! I WANT TO BE A LEGEND.

I believe ONE DAY, I will be a great success story like Marc Jacobs, Oprah Winfrey, Beyoncé, Tyra Banks, Britney Spears, Selena Perez, President Obama, Tyler Perry, Sean Combs, Paula Wallace, Coco Chanel, and many more. Until then, I am making it ONE DAY AT A TIME. I believe everyone has a story that can impact someone else's life.

Thank You Abra-Zine!

Darius Conway/ Darionce' Jackson

Darius Conway Inc.

CEO/Founder/ Client

Darius is currently working on altering his official public website under the name DARIUS CONWAY INC. His site should be live starting on April 1, 2014!

www.DariusConwayINC.com


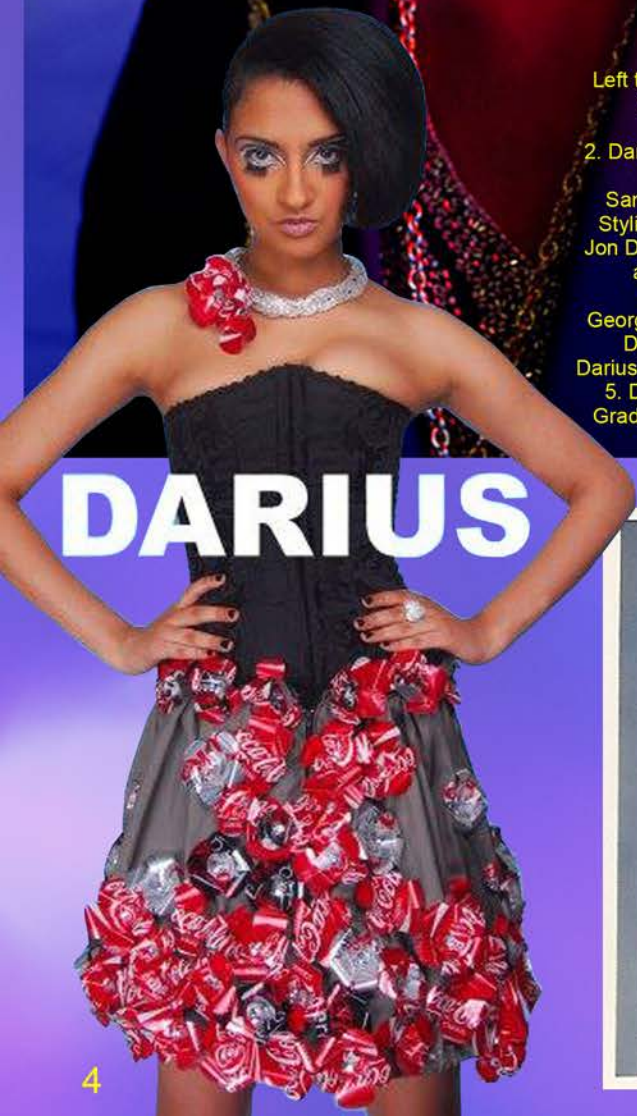


1



Left to Right, Top to Bottom: (Left Page)
1. Darius Conway/ Spokesmodel for Savannah Film Festival 2009
2. Darius Conway/ Jon Dean Photo 2010
(Right Page) 1. Darius Conway, Sammie Saxxon Photography 2011, 2. Styling By Darius Conway/Photography Jon Dean Photo 2009, 3. Darius Conway and Wenli Chiou (Designer, Model)/ Photography Brian Parton, 4. Miss Georgia Costume Piece, Whitley Cooper Dress, Coca Cola Can handmade by Darius Conway/ Atlanta Magazine Online, 5. Darius Conway/ Fox Elementary 3rd Grade School Photo, 6. Darius Conway/ Sammie Saxxon Photography

DARIUS





ADVENTURES IN THE Galapagos

WITH DANIELLE CAMPANELLA

22 year old Environmental Science major, Danielle Campanella talks to us about the college course that enabled her to travel to the Galapagos Islands in Ecuador, South America to study tortoises and other natural wildlife! Join us as she takes us through her adventures and even tells us what movie characters were inspired by Galapagos creatures!

I go to Rider University. It's a small private university in south New Jersey near TCNJ and Princeton. Freshman year I came in with a major in biology, but I quickly learned that it wasn't what I thought it was. Sophomore year I switched into the GEMS department with a major in environmental science.

With the switch, I decided to take a course called "Nature's Business". This course would let me travel and still earn credits toward my major, allowing me to graduate on time. It was a business class focused on eco-tourism. Even though it was a business class, there was a good mix of students with different majors (Business, Communications, and Science) going on the trip. I was able to substitute one of my core requirement classes with the trip, which is what a lot of my other friends from the science department were doing. Two of my friends were already going on the trip and convinced me to go, though I didn't need much convincing. I mean, hey, it's the Galapagos!

So I packed my bags and we left from JFK airport on January 8, 2014. We stayed at a hotel called Hotel Silberstien on Santa Cruz Island for nine days. There were twenty-nine of us total, including professors that came with us. We were split up into two groups for the day trips because there were so many of us. There was no way that we could all fit on one boat. During the trip we were able to see the environment and examine ways in which it was being threatened and protected. We also worked to understand the tourism industry in the Galapagos in respects to financial, marketing and sustainability perspectives. Before we left for our trip, our class met once a month for four months; we had various lectures on the geology of the island, Charles Darwin, and eco-tourism. Before we left for the Galapagos we only had to write a couple of papers and prepare two presentations. Most of our work for the class was done prior to the trip, aside from a research paper that was due after the trip. Due to all of the research done prior to the trip, we didn't spend any time researching while we were actually on the trip, so we had all of our time to see a bunch of awesomet things!

Everyday we would take a trip to a different island in the archipelago. Every island had a different atmosphere. Some were dry and rocky volcanic islands, others were sandy beach islands, and there were even tropical-like islands. All provided a different type of wildlife. The Galapagos was such a diverse environment!

Every morning we woke up pretty early. I spent most of my time before leaving for the day making sure I had everything I needed: three cameras, my snorkeling gear, a notebook, bathing suit, and an extra change of clothes just incase. I didn't want to ruin a day trip because I wasn't prepared. So by the time I was done checking, then double-checking, our guide had already arrived to take us to port. We'd hop onto a zodiac first to then board the boat that would be taking us from Santa Cruz to the other islands. Sometimes we would have breakfast on the boat before reaching our destination, but other times we just had some time to relax and enjoy the view. The best place to go was the front of the boat. It would only be a matter of time before we heard someone call out some kind of wildlife sighting: manta rays, dolphins, frigates, and sharks. If you waited around long enough, you were bound to see one and it was worth the wait. We snorkeled every single day, either before of after a beautiful scenic hike or walk.



"The food in the Galapagos was delicious. My favorite meal was Wahoo, a type of fish. Being on an island it was common to get fish for dinner, and when we did, it was Wahoo."

"The two main types of turtles on the islands are land tortoises and sea turtles. At one point in time there were 15 subspecies of tortoises, now there are only 11."



After being out for the day, we'd all take much-needed showers and then head to dinner at the hotel to meet up with the rest of the group. We would all share our stories over our meal and make plans for after dinner. We would all go out for walks around town and TRY to get to bed early enough to get some sleep for our next day's activities.

My most memorable moment on the trip was being able to go cliff jumping. We had just finished snorkeling around a cove with our guide and we were all ready to relax on the boat. I was pretty excited because I had just stuck my head IN A SHARK CAVE, so I didn't think my day could get any better. Our guide came back as we were all drying off and then asked us if anyone would like to go cliff jumping. We all responded with an almost instantaneous "yes". I'd gone cliff jumping once before, so I knew I was capable of doing it. We climbed up a mountain face up, to a little ledge looking into the cove. At first it was pretty scary. I've never been into doing crazy things, but I wanted to be able to say, "I've been cliff jumping in the Galapagos", so I had to do it. With all of my friends below me counting down for me to jump, all I had to do was take one step forward and there was no going back. My mom wasn't happy about that Facebook update. Oh, and also swimming with sea lions! That was pretty sweet

The Galapagos was an amazing place to see, especially with such a large group of friends. Every day truly was an adventure. Each island provided a completely different atmosphere from the other. I would advise students to travel abroad for studies, whether it is a semester, or even just a short trip over winter break.

The Galapagos and Charles Darwin had been the foundation of my studies since my first year of college, and I would have never thought to be able to see the very examples I was taught as an undergraduate. The Galapagos Islands were the perfect example of beauty and diversity from the Darwin finches and sea lions, to the iguanas and the tortoises. Not only was I able to experience animal species, I was also able to experience their culture on the island. This allowed me to take home a better understanding of land ethics and living simply and sustainably.



Q&A with Danielle

AZ: Tell our readers something that they would not typically know about turtles...

DC: Not for all turtles specifically, but the Galapagos tortoise has a very interesting relationship with a bird called the Darwin's finch. The tortoise raises its neck high into the air, which lets the Darwin's finch know it's ready. When the finch knows that the tortoise is ready, it is able to pick off ectoparasites from areas of the tortoise's neck. The finches get a tasty meal, and the tortoises get to be free of parasites.

AZ: What does a turtle look like with no shell?

DC: I'm not sure, probably like E.T., considering that Spielberg based E.T. off of the Galapagos tortoise.

*Side note, Godzilla was based off of the marine iguanas from the island.

AZ: Who is your favorite Ninja turtle? (I mean, while we're on the subject...)

DC: I'm too young to answer this question. Though in my defense I do know who they are, and all of their names: Michelangelo, Donatello, Raphael, and Leonardo.

AZ: Have you ever had turtle soup?

DC: Nope, but I do hear good things...

AZ: If you could write a book about your experience there, what would you title it?

DC: Darwin's Disciple

AZ: What do you plan to do with your degree after you graduate?

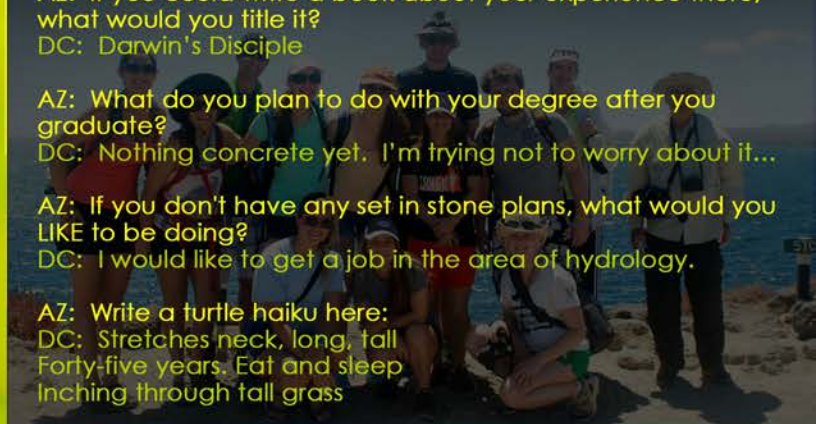
DC: Nothing concrete yet. I'm trying not to worry about it...

AZ: If you don't have any set in stone plans, what would you LIKE to be doing?

DC: I would like to get a job in the area of hydrology.

AZ: Write a turtle haiku here:

DC: Stretches neck, long, tall
Forty-five years. Eat and sleep
Inching through tall grass



Wanna know more about Danielle's trip to the Galapagos Islands? Danielle answers more bonus questions about the most fun she had on the trip, the sickness she battled the first few days of being on the island, the delicious food she experienced, and also some tips to apply to your own life on how to help conserve nature and the environment! Also, get to know the professors who made her trip a possibility!

[CLICK HERE TO READ DANIELLE'S BONUS QUESTIONS!](#)

[VIEW BONUS PHOTOS HERE!](#)

GARDEN ENCHANTMENTS

by Dena K. Miller

I have been enchanted by the idea of gardens for as long as I can remember. My Dad was an avid gardener and a very gifted one at that! When I was a child, he grew all kinds of vegetables and the most beautiful, fragrant flowers. He learned from my paternal grandfather, who lived in the middle of the city in Philadelphia, Pennsylvania. Poppa had a lovely house and a yard that was large enough to grow fruit trees, vegetables, and amazingly colorful and grandiose hydrangeas.

I spent many a day gardening with my Dad and Poppa! Both of these very special men had influenced my enthusiasm for the once gardening past time, turned passion. As time went on, I began to fall in love with roses.

Everywhere I roamed, there seemed to be roses in my presence. Some were gifted to me and some just seemed to be in my life, planted where I lived or surrounding me somehow. I once moved into a house that had pink living room walls and the most beautiful hand-painted rose ceiling border. Most recently, my dad had gifted me with a "Peace Rose Bush" that I planted in my front yard.



It abundantly yields pretty pink heads that smell incredibly delicious! In my backyard, I have red wild roses growing around a darling little play cottage for my granddaughter. In my home, I dry the roses that are from my yard and also that have been gifted to me. My Husband keeps me supplied, I must confess.

You will most definitely see roses hanging from a very special place in my kitchen along with other herbs from my garden. This special place I speak of has been, and is the hub of my garden harvesting.



It is the place I carefully and meticulously place all of nature's amazing gifts, to continue their beauty in a new and different form. Each rose and herb that graces this place, magically transforms into a glorious creation of a scented

potpourri; a potpourri that allows nature's beautiful bounty to continue its enchantment. The dried petals are rich in color and heavenly scented with spicy and floral aromas, to captivate your spirit. Let me share one of my favorite potpourri blends with you, may you enjoy the enchantment!

SPICY SCARBOROUGH ROSE POTPOURRI BLEND

INGREDIENTS:

3 CUPS OF DRIED ROSE PETALS
1 CUP OF DRIED MINT
4-6 CINNAMON STICKS
1 TBS OF ROSEMARY
1 1/2 TSP OF BLACK PEPPERCORNS
1TSP EACH OF PARSLEY, SAGE, AND THYME
3 TBS OF SEA SALT
6-8 DROPS OF ROSE OIL
4-6 DROPS OF CINNAMON OIL
2-4 DROPS OF CLOVE OIL



DIRECTIONS

1. Place all dry ingredients into a large wooden bowl and gently toss with a wooden spoon.
2. Next, begin dropping in the oils to the dry ingredients. Gently toss after each oil is added.
3. When all is mixed, allow to sit out until the oils appear dry.
4. Finally, store in an airtight container or display in a bowl. Continue to toss the Potpourri blend in the display bowl to release the spicy scent.



Dena K. Miller is craft artist and avid art blogger and vlogger from Pittsburgh, PA! You can find some of her homemade potpourri blends as well as candles and other beautifully crafted handmade treasures to enchant your spirit at the link below!

[VISIT HER ETSY STORE HERE!](#)

BEAUTIFUL BIRDHOUSES

By Justina Carubia

Spring is a wonderful time to start some new projects! I especially love incorporating elements of nature and whimsy to create little treasures that get me excited about this magical season that brings everything back to life!

I started making my magical birdhouses a couple years ago. They are real simple to make, and all you need are some craft supplies and a little imagination! Today I will be sharing with you how I go about making these little treasures, so you can make one for yourself, or as a gift for someone else. Click my tutorial video below to get started!

Also please view the video information listed on the Youtube page, if you would like to enter my FREE Custom Birdhouse Giveaway!

View More of my Unique Birdhouses [HERE!](#)

What You Will Need

- 1 Wooden Birdhouse
- Sandpaper
- Craft Acrylic Paints:
 - (Color of your choice for body)
 - (Dark green paint for roof & base)
- Paintbrushes (for paint)
- Foam Tip Brush (for glue)
- Craft Moss
- Soft Pink Extra Fine Glitter
- Decoupage Glue (Mod Podge Glossy Lustre)
- Photocopied Book Pages of your choice (optional)
- Rhinestones/Gems
- Assorted Paper Flowers (PRIMA brand)
- Ribbons & Attachable Bells
- Hot Glue Gun/Hot Glue Sticks
- Plastic Birds/Insect Embellishments

Justina Carubia is the editor in chief of Abra-zine! Magazine and the creator of La Boheme Magique, arts and crafts website and blog!

Visit her online at
www.LaBohemeMagique.com

She is currently working on getting her [ETSY STORE](#) up and running!

BEAUTIFUL BIRDHOUSES

by *La Boheme Magique*

ENTER FOR YOUR CHANCE TO WIN MY FREE CUSTOM BIRDHOUSE GIVEAWAY!
(links & info in description)

An *Abra-Zine!* Exclusive!

THE BEST KEPT SECRET

About Venus



You Can Use
Them Right
Now!

By Renee Francis
Astrologer &
Guide to the Stars



The planet Venus is sultry and charming. She is the planet of Love. My Astrologer of choice, Deba Kempton-Smith best explains Venus this way: "It's fun, lazy, artistic, pretty self-indulgent and always shows what turns you on---and the type of sensuality you have and your style of expressing it." Venus also reveals your taste in women/men, sex, music, and clothes.

There being 12 signs of the zodiac means that there are 12 basic ways to do all that fun, lazy, artistically charming and sultry stuff ---starting from Aries round to Pisces. "How do I learn what zodiac sign my Venus is in, you ask"? Well, what's your Sun Sign? Because, that answered question is connected to the secret, which is this: Venus never travels more than 48 degrees away from the Sun.

So, on account of that, we can actually nail down Venus' possible location for your birth without doing the precise calculation. That's it. That is the secret. Based on your Sun sign, it is a fact that you can only have Venus, at birth, in 1 out 5 zodiac signs.

So don't ever stop asking someone, "What's your Sun Sign"? The Sun in our scopes represents our moral fiber, our Ego, our father and authoritative figure. Venus reveals love and desire. So let's get to it! Here I will equip you with the arsenal to dig a bit deeper into the mysteries of one's Venus placement. You will find below an unabridged and uncaged interpretation by master astrologers from around the world for all of the 12 signs that I've been privy to share with you.

Here's how you use it!

Find the interpretation for Venus in your Sun Sign in the PDF available for FREE DOWNLOAD BELOW. Read how Venus operates in that Sign. Does it fit you? If not, read the other possibilities. I've given each Sun Sign all of their Venus possibilities. You just have to dig in and find the one that most fits you like a glove.

This guide is something you may want to print out and keep handy---because if you're single and you just learned that your new love interest is an Aries, then you have an advantage of learning some hidden details that would have taken you months to become acquainted to. If you're already romantically attached, this guide could help you better understand your mate. Perhaps it could help you be more forgiving and compassionate because they are only living according to their Venus nature. Keep in mind, these interpretations are a thumbnail -- as Venus aspects to other planets and her house placement in your chart throws more details to examine—but you should find this a handy guide to keep around.

Share this little secret with others---it's time we stop treating Sun Signs and help folks realize that there are nine other celestial rocks all throwing their vibe into our roll...

Renee Francis is qualified by over twenty-five years of experience conducting astrological consultations, research, workshops, and lectures. As a published columnist for several online sources over the last 20 years she also has had numerous articles published on a variety of topics, most of which mend astrological commentary to those in the entertainment industry. She also loves studying anagrams and making cartoon videos on GoAnimate.com! Yet, her most important accomplishment is her own comprehensive astrological research study in the matter of missing children and adults. You can read more about her case studies on her missing children's [BLOG!](#)

*Renee also does private consultations, parties, personalized readings and natal charts! Visit her official site today to find out how you can get your own Natal Chart!
www.TheseStars.com*

FIND VENUS'S SECRETS IN YOUR SUN SIGN NOW!

Please click to view Renee's FULL PDF (FREE!)

CAPTION THIS!



Send your "Caption This" submissions to Jcarubia@gmail.com along with your name and location! The winner's submission will be placed in the next issue of "Abra-zine!", in which they will also receive FREE AD SPACE for any business, product, or event of their choice!

Bailey's Bistro

"An Educational Cooking Class for Kids!"



3121 Park Avenue
South Plainfield NJ 07080
732-662-8277/732-662-8286

Session 1: Ages 4 to 6
(Wednesdays)
April 9, 16, 23, 30
6:30-7:45
\$75.00

Session 2: Ages 7 to 12
(Wednesdays)
May 7, 14, 21, 28
6:30-8:00
\$80.00

Space is limited, register today!
baileysbistro@outlook.com
732-662-8277/732-662-8286



YOUR AD COULD GO HERE!

JUST \$5

Download Ad Submission Guidelines Here!

JUST CLICK ON ANY AD TO VISIT A SHOP OR PRODUCT..

Get 15% off an order of a dozen **SPRING** cupcakes !!



SPRING SPECIAL!

Discount applies to all orders between now and Easter.
All cupcakes need to be ordered 5 days in advance.
Order for pickup only and also delivery within 5 miles of Hallowa, New Jersey.

Etsy

Get 15% off your entire order when you use the coupon code:

ABRAZINE

Boho and Vintage Accessories and Jewelry

HELLO SUNS3T designs



avinashpatel



PHOTOGRAPHER AVAILABLE FOR ENGAGEMENT & WEDDINGS
WWW.AVINASHPATEL.COM



DARIUS CONWAY INC

DARIUSCONWAY@GMAIL.COM
WWW.DARIUSCONWAYINC.COM

Darius Conway

CEO/Founder/Designer

FASHION, MUSIC, PAINTING, SPECIALIZED ART, PUBLICATION, PERFORMANCE (DRAG: Darionce')



OFFICE: (706) 315-0873

"Give me your heart... I'll give you ART."



Leyna's Bowtique

[Click to Visit Online Store!]

USE THE FOLLOWING COUPON CODE AND GET 10% OFF YOUR ORDER!

ABRA10

Etsy

CLICK TO DOWNLOAD THE DIGITAL ALBUM NOW!

FEATURING
MAGNETIC POETRY
CLOCKWORK
GOODBYE AUGUST

bandcamp



DOWNLOAD JUSTINA'S NEW SINGLE

Dreamworld

cdbaby

Aeron & August

A Mechanickal Affaire

Story & Concept by Justina Carubia

Spring Break Discount Code - Use SPB15 for 15% your entire order!

etsy

Once Upon a Time, Again

Upycled & Handcrafted Golden Book Journals & Notebooks



VideosFromTheHeart.com

Photo Slide Shows - Animation - Video Production



STELLADEORA



Spring 2014 Show Schedule

Click a Show Date to RSVP on



Friday, April 25

Opening for Radical Something at GameChangerWorld in Howell, NJ \$13 Tickets, All Ages! 8 PM

Friday, May 16

JERSEY SHORE MUSIC FESTIVAL! Stelladeora at Captain Hook's in Seaside, NJ. FREE SHOW, 21+ 11 PM

Saturday, May 31

Opening for SYKA at 10th Street Live in Kenilworth, NJ! Buy \$12 Tickets at door! 21+. 7 PM

More news at www.Stelladeora.com!

JOE PARASCAND
KIM GRAF

INDIE HORROR FILM PREMIERE!

EXCLUSIVE SHOWING AT CHILLER THEATRE SATURDAY NIGHT

CHESTER ROOM
APRIL 26TH 2014
7:30PM

WITCHES BLOOD

WEBER PICTURES COMPANY PRESENTS ATOMIC KID PRODUCTIONS
"WITCHES BLOOD" STARRING RYAN SCOTT WEBER STARRING JOE PARASCAND KIM GRAF
RYAN SCOTT WEBER KRISTEN ACCARDI THOMAS BRADY BRIAN MEEHAN EDWARD X. YOUNG
WITH SHAWN C. PHILLIPS BRIAN MEEHAN STEPHEN OHLARIK RYAN SCOTT WEBER
MICHAEL DEFELLIPO RYAN SCOTT WEBER JOE PARASCAND THOMAS BRADY
RYAN SCOTT WEBER DOUG ROGUSKY RYAN SCOTT WEBER RYAN SCOTT WEBER
ATOMIC KID SCOTT VINCENT RYAN SCOTT WEBER WEBER PICTURES

FEATURING THE MUSIC OF STELLADEORA



CUSTOM GUITARS

BY TIM WEBER



Contact us on facebook for price quotes



PILGRIM COVENANT OPEN MICS

Thursday,
April 10, 2014
7:00 PM

RSVP Now!



Pilgrim Covenant Church
3121 Park Avenue, South Plainfield,
NJ 07080



Submit to the Summer 2014 Issue

We will be celebrating the theme of

mermaids

Mermaids are inspiring mythical creatures that can symbolize many different things: Love, beauty, enchantment, magic, mystery, allure, freedom, inspiration, water, feeling trapped, seduction, sensuality, persuasion, and many more!

We are looking for submissions in the form of articles, interviews, video/vlogs, poetry, artwork, arts and crafts projects, photography, recipes, meditations, affirmations, exercise or how to instructional pieces, travel pieces, etc. These are just some things to jog your imagination! If you have an idea that can pertain to our theme that is not on this list, please send us your idea!!

Before submitting, please read our

[FULL SUBMISSION GUIDELINES HERE!](#)

*Justina
Rose*



CLICK TO
SIGN UP FOR OUR
NEWSLETTER!

THANKS FOR READING!

